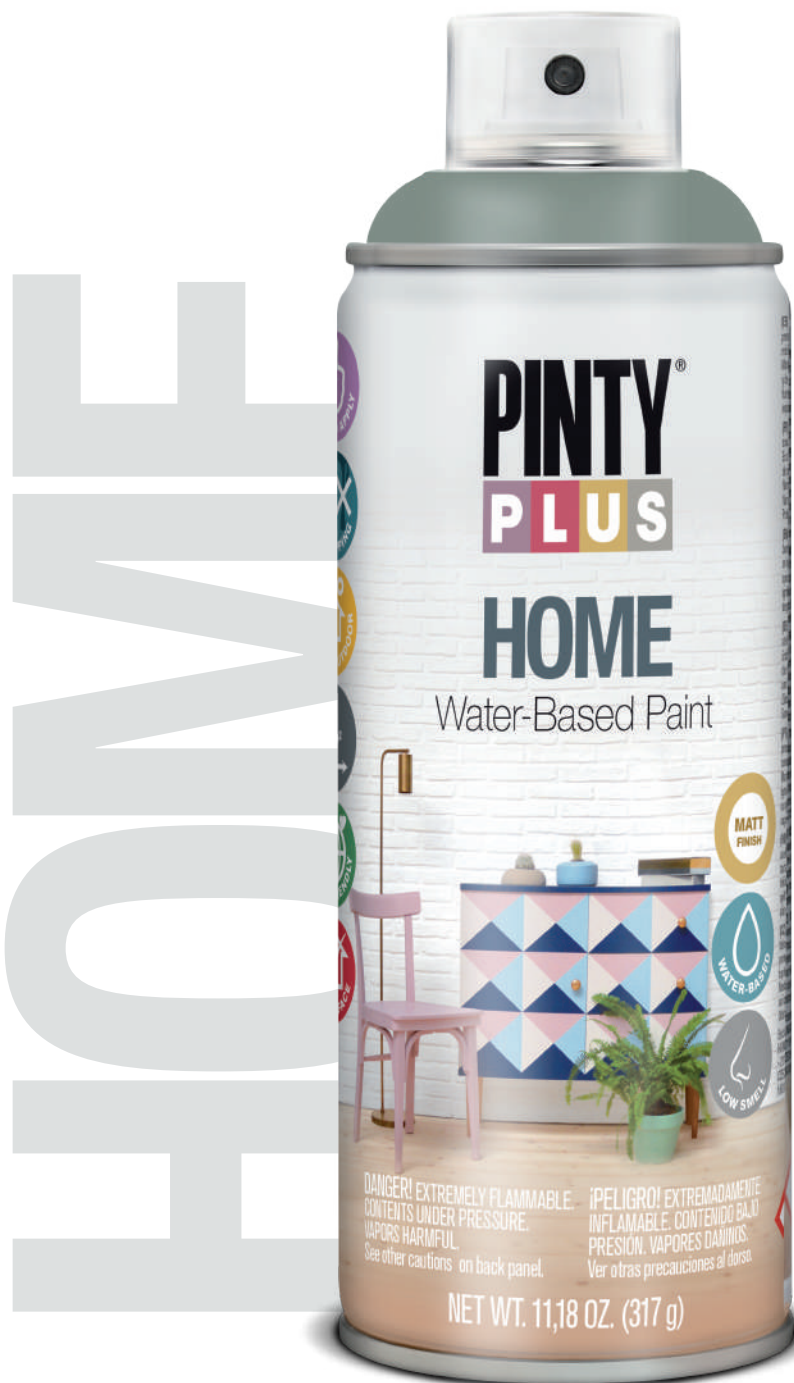


HOME

PINTY[®] PLUS

For all the decoration in your house



HOME

Water-based formula, matte finish, to paint any object
in your house without going out

Pintyplus Home has a color range based on current decorating trends. Low odor and doesn't stain the surface around besides the desired object. High hiding power and adhesion with only one layer. Indoor and outdoor use. High resistance to prolonged UV. Any surface can be painted. No runs. Once the paint is dry, is very pleasant to the touch. We offer as well the option for two different additional nozzles so any project can be personalized as needed.

APPLICATIONS:

Recommended to paint any type of material. The colors within the range combine perfectly between themselves. Has been created for this purpose: to always have an option to combine by using any color within the created color range Pintyplus Home. Has excellent coverage in one layer, using less paint you will cover more surface.

TECHNICAL CHARACTERISTICS:

Size: 520c/400ml

Spreading: 3m²

Drying time to the touch 20-30 minutes.

Total drying 1 hour. (15 minutes on porous surfaces)

Repaint in 30 minutes.

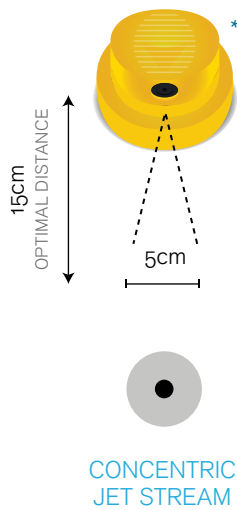


HOME

NOZZLES:

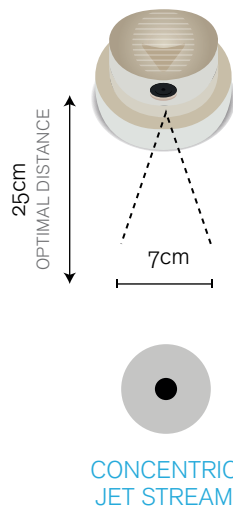
Yellow:

Recommended to paint small objects. Focused and narrow jet paint coming out of the nozzle giving the user a satisfactory experience with the spray.



White:

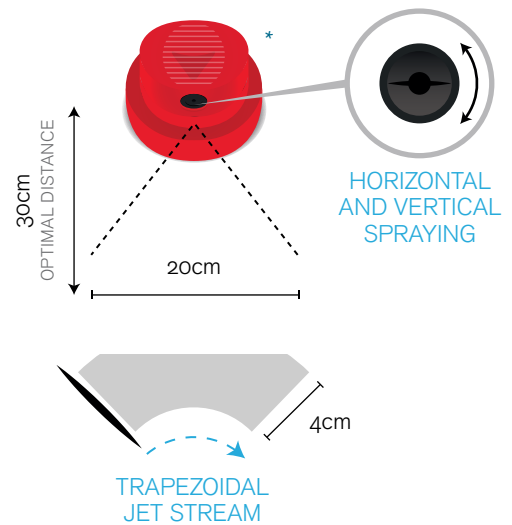
It comes as a standard nozzle. Designed to paint medium to large objects. When pushed the nozzle releases a jet of paint covering a big surface.



Red:

It is a nozzle designed to paint large surfaces. The jet of paint coming out of this nozzle is very wide. It covers a lot of surface.

The nozzle can be oriented in a horizontal or vertical position turning it with the help of pliers, depending on the preference of each moment. Indicated to paint big pieces of furniture, doors, wall sections, etc.



** Pintyplus Home Varnish is not compatible with the red and yellow nozzles.*

HOW TO APPLY:

1. The surface to be painted must be clean, dry and free of any contaminants.
2. We recommend to start first by testing the paint on a cardboard to get acquainted with distance and pressure.
3. Paint from a distance of 15 cm with black-white nozzle. 25 cm with yellow and 30 cm using the black-red nozzle. Apply thin layers horizontally and then vertically or vice versa.
4. Once is used, invert and press until only gas comes out to clean the nozzle.

RECOMMENDATIONS:

On less porous surfaces apply the appropriate Pintyplus primer before painting. In case the painted object is going to have an intense use, it is advisable to varnish it to prolong the conservation of the layer of paint.

*Do not use on devices connected to the electrical network and apply ventilated areas.
Once empty, the spray must be deposited in the yellow container.*





NOVASOL SPRAY S.A.

C/ Empalme, 27
43712 Llorenç del Penedès (SPAIN)
Tel. +34 977 677 305
www.pintyplus.com
novasol@novasolspray.com

