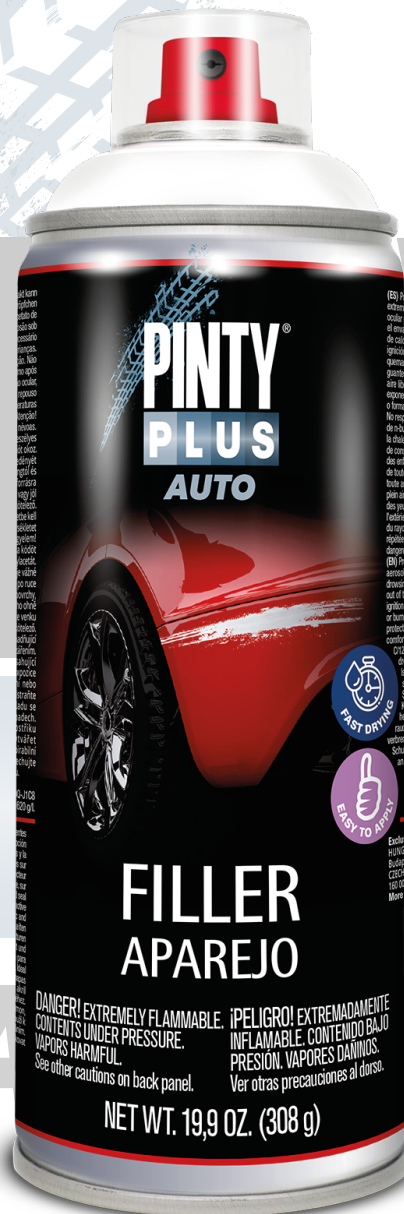


# AUTO


# PINTY<sup>®</sup> PLUS AUTO

Quick solutions for your car



# AUTO

## FILLER



AP101  
White



AP7040  
Grey

A primer that allows unifying the surface by sanding.

The Pintyplus filler is an acrylic putty which prepares the surface like a primer in order to unify it by sanding the area before painting it.

### APPLICATIONS:

Ideal for small repairs on body panels and other devices presenting scratches, small deformations or sanding prints. Used to even out and seal those irregularities, providing an easy sanding in both dry and wet. Compatible with most paints.

### TECHNICAL CHARACTERISTICS:

Spreading 520/400ml.

Dry in 20 minutes.

Repainted in 20 minutes.


Leaves a thick layer with fast drying properties and an excellent adhesion on a wide range of surfaces: metal sheet, aluminum, polyurethane, other putties and most plastics. It acts as a sealant and it is very flexible.

### HOW TO APPLY:

The surface to be painted must be clean and dry.

Shake the can vigorously during 1 minute after hearing the sound of the mixing balls inside. Apply from a distance of 25/30 cm., applying thin and fast layers, first horizontally and then vertically. After applying the filler, sand the surface to level and unify it. If the results are not regular enough, repeat the operation as many times as necessary. Once the job is finished, remove the dust generated by sanding before painting it with the desired coat.

## WHEEL RIMS PAINT



L150  
Silver  
Ref. 207



L104  
Black  
Ref. 736

High resistance acrylic paint for wheel rims.

### APPLICATIONS:

Formulated to easily beautify and protect alloy and steel rims as well as hubcaps. It provides high adhesion and resistance to abrasion, moisture, and gasoline. Before applying it, protect the exterior elements and clean the surface.

### TECHNICAL CHARACTERISTICS:

Performance 520/400ml = 2 m<sup>2</sup>.

Drying time in 15 min.

Repainted after 30 min.

### HOW TO APPLY:

The surface to be painted must be clean, dry and free of any contaminants. Clean the rust and the scales, if any, with a wire brush. Remove grease stains with solvent.

Shake the can vigorously during 1 minute after the mixing balls sound. Spray from a distance of 25/30 cm, applying thin and quick layers, first horizontally and then vertically. It is advisable to spray two thin layers instead of one thick layer in order to obtain uniform coverage and avoid paint sags.


Once the operation is completed reverse the can and push the nozzle until only gas comes out in order to prevent nozzle clogging.

### TIPS:

To facilitate cleaning of the surface of paint residues, we recommend using the Pintyplus paint stripper.

# AUTO

## BRAKE CLEANER



Ref. 744

Degreaser spray with high discharge pressure to remove grease and dirt

### APPLICATIONS:

The brake cleaner radically cleans any residue from discs, pads or brake calipers, eliminating brake or clutch squeaks. It can also be used for other vehicle components such as the clutch or cylinders. Its high discharge pressure allows it to be used also for many applications that require high pressure and solvent power.

### TECHNICAL CHARACTERISTICS:

Spray can 520/400ml.

### HOW TO APPLY:

Apply directly on the piece to be cleaned with caution in order not to stain any other objects. Use with caution and always away from any electrical or ignition source. Once sprayed, wait for the solvent to dry in order to manipulate the piece.

### RECOMMENDATIONS:

It is recommended to protect your hands with latex gloves or other similar material. Use a textile or leather cloth to dry the piece and help remove debris.

## ICE REMOVER



Ref. 734

Ice remover and defrosting agent

The Ice Remover for windcreens and locks is the essential tool for defrosting in the winter months.

### APPLICATIONS:

The product acts instantaneously on windcreens, windows, locks, headlights, mirrors and any part of the vehicle exposed to temperatures below freezing point. A small amount is sufficient to melt frost, snow or ice.

### TECHNICAL CHARACTERISTICS:


Spray can 520/400ml.

### HOW TO APPLY:

Before applying the product, remove snow in excess with a plastic scraper. After this, shake the aerosol and spray 20 cm from the surface, applying the product from the top of the windscreen. Wait a few minutes and remove it with a plastic scraper or any similar object. If the frost layer is very thick, repeat the process. To complete it, turn on the windscreen wiper to eliminate any remaining frost. After parking the car outdoors, apply a thin layer on the windscreen and any other surface, which you want to protect. This action will help prevent or delay the layer of frost.

# AUTO

## BUMPER PAINT



BT104  
Textured Black  
Ref. 746



BL104  
Smooth Black  
Ref. 747

Primer and paint finish for your car.  
High flexibility and adhesion.

Special paint to be applied onto the most exposed plastic parts in the automobile industry. Smooth bumper: uniform matte coating that offers a smooth surface without thick particles. Textured bumper: with texturing agents that provide texture and thickness.

### APPLICATIONS:

Formulation suitable for most plastics. It has been developed to repair and renew bumpers, spoilers, coatings, moldings, etc. in the automotive sector.

### TECHNICAL CHARACTERISTICS:

Spray can 520/400ml.

Spreading: 2m<sup>2</sup>

Surface drying time in 2 hours, total 4 hours.


Repainted before 1 hour or after 5 days.

Heat resistant 90°C.

### HOW TO APPLY:

Shake the can vigorously during 1 minute after the mixing balls sound. Spray from a distance of 25/30 cm., applying thin and quick layers, first horizontally and then vertically. It is advisable to spray two thin layers instead of one thick layer in order to obtain a uniform coverage and avoid paint sags. Once the work is completed, reverse the can and spray until only gas comes out.

## BRAKE CALIPER PAINT



RAL 5017  
520cc  
Ref. PF118



RAL 3020  
520cc  
Ref. PF107



RAL 6018  
520cc  
Ref. PF136

Glossy paint specially developed for brake calipers, with high resistance.

Pintyplus Auto Brake Caliper is a glossy quick drying paint, especially developed to paint brake calipers and similar parts for the automotive sector. Very easy to apply.

### APPLICATIONS:

It is an alkyd paint formulated for automotive parts such as brake calipers, wheel rims, drums, etc. Resistant to high temperatures up to 180°C / 356°F, it provides great adherence and coverage. The paint offers high flexibility and resistance against color degradation. It is a long lasting paint, resisting the action of chemical elements: oil, brake fluid, salt, acid, etc.

### TECHNICAL CHARACTERISTICS:

Size: 520cc/400ml

Spreading: with 1 can you can paint 4 calipers.

Dry to the touch: 2 h.

Total drying: 4 h.

Repainting: within 1 hour or after 48 hours.

Heat resistance 180°C / 356°F.

Glossy finish.

Shelf life: 10 years.

### HOW TO APPLY:

The surface to be painted must be clean, dry and free of any contaminants.


Shake the can vigorously for 1 minute after the mixing balls sound.

Spray from a distance of 25/30cm, applying thin and quick layers, first horizontally and then vertically, leaving the layers to dry for a few minutes. It is advisable to spray two thin layers instead of a thick one in order to obtain a uniform coverage, avoiding paint dripping.

After use, clean the nozzle by turning the aerosol upside down and spraying until only gas comes out.

# AUTO

## GLOSS VARNISH



Ref. 749

Gloss Varnish for the automotive sector with great resistance to scratching and high temperatures

Provides the surface with high gloss and great resistance against the passage of time, weather conditions, bumps and scratches. Resists up to 180°C.

### APPLICATIONS:

For automotive parts such as brake calipers, wheel rims, mirrors or similar parts. Especially those parts that, once painted, may suffer abrasion or overheating.

### TECHNICAL CHARACTERISTICS:

Size 400/520ml:  
Spreading: 2 m<sup>2</sup>  
Heat resistance: 180°C/ 356°F  
Dry to the touch: 2h  
Total drying: 4h  
Repainting in 48h  
Shelf life: 10 years

### HOW TO APPLY:

The surface to be painted must be clean, dry and free of any dirt. Shake the can vigorously for 1 minute after hearing the mixing balls. Spray from a distance of 25/30cm., apply thin and even layers, first horizontally and then vertically, let it dry a few seconds between layers. Once is used, invert the can and press until only gas comes out to clean the nozzle.

## UNDERBODY COATING



Ref. 679

Protection of the underbody of your vehicle against stone and gravel impacts and environmental humidity

### APPLICATIONS:

Pintyplus Auto Underbody Coating is a coating specifically designed to provide premium protection to the chassis and underbody of vehicles. Acts against corrosion, rust and damage caused by moisture, salt and grit, our Underbody Coating forms a thick, durable protective layer, ensuring optimal performance even in the most demanding conditions. Its main applications are:

- Chassis and underbody of vehicles exposed to high humidity conditions.
- Cars driven in coastal areas or areas with a lot of salt on the roads.
- Vehicles used in environments with frequent impacts from stones and gravel.

### TECHNICAL CHARACTERISTICS:

Size 400/520ml  
Spreading: 2 m<sup>2</sup>  
Total dry: 1h  
Heat resistance up to: 250°C  
Shelf life: 10 years.

### HOW TO APPLY:

The surface to be painted must be clean, dry and free of any dirt. Shake the can vigorously for 1 minute after hearing the mixing balls. Spray from a distance of 25/30cm., apply thin and even layers, first horizontally and then vertically, let it dry a few seconds between layers. Once is used, invert the can and press until only gas comes out to clean the nozzle.

Do not use on equipment connected to power and apply in well ventilated places.  
Once empty, the can should be deposited in the yellow container.





**NOVASOL SPRAY S.A.**

C/ Empalme, 27  
43712 Llorenç del Penedès (SPAIN)  
Tel. +34 977 677 305  
[www.pintyplus.com](http://www.pintyplus.com)  
[novasol@novasolspray.com](mailto:novasol@novasolspray.com)

